



Please read all of the instructions carefully and retain for future reference.

Safety Instructions

When using electrical products, basic safety precautions should always be followed. Children younger than 3 years old should be kept away from the product unless continuously supervised. Children aged from 3 years and less than 8 years should not plug in, regulate or clean the product or perform user maintenance. Children aged from 8 years and people with reduced physical, sensory or mental capabilities or lack of experience and knowledge can use this appliance, only if it has been placed in its intended operating position and they have been given supervision or instruction concerning use of the appliance in a safe way and understand the hazards involved. This product contains no user serviceable parts. If the power supply cord, plug or any part of the product is malfunctioning or if it has been dropped or damaged, only a qualified electrician should carry out repairs. Improper repairs may place the user at risk of harm. Keep the product and its power supply cord out of the reach of children while plugged in, switched on, or cooling down. Keep furniture, curtains and other flammable material at least 1 metre away from the product. Do not use this product in the immediate surroundings of a bath, a shower or swimming pool. Do not leave the product unattended whilst connected to the mains power supply or when in use. Do not use the product with a programmer, timer, separate remote-control system or any other device that will switch the product on automatically other than that supplied with the product, as there is a risk of fire if the heater is covered or positioned incorrectly. The product must not be located immediately below or next to a mains power supply. Use of an extension cord with the product is not recommended. This product is intended for domestic use only. It should not be used for commercial purposes.

 **Caution:** Some parts of this product can become very hot and cause burns. Particular attention has to be given where children and vulnerable people are present.

 **Warning:** In order to avoid overheating, do not cover the product. Do not use this product in small rooms whilst occupied by persons incapable of leaving the room on their own, unless constant supervision is provided. Should the product fall or be pushed over while there is water in the tank, it must be unplugged from the mains outlet immediately as a first action. The unit should be righted promptly and dried thoroughly before it is used again. This heater is not equipped with a device to control the room temperature. Do not use this heater in small rooms when they are occupied by persons not capable of leaving the room on their own, unless constant supervision is provided.

Thermal Cut-out Device


The climate controller is fitted with a thermal safety cut-out device, built in to prevent it from overheating. Should the climate controller start to overheat, the thermal safety cut-out system will automatically operate and the heat settings will switch off.

**Caution:** In order to avoid a hazard due to inadvertently tripping the thermal cut-out, this climate controller must not be supplied through an external switching device, such as a timer. Nor should it be connected to a circuit that is regularly switched on and off by the utility.

Care and Maintenance

Always unplug the climate controller from the mains power supply and allow to cool sufficiently before performing any cleaning or maintenance.

Description of Parts






Before First Use

Position the climate controller on a flat, stable, heat-resistant surface in an open space. Do not block the air intake on the back of the climate controller.

**Note:** When using the climate controller for the first time, a slight odour may be emitted. This is normal and will soon subside. Allow for sufficient ventilation around the climate controller.

Using the Cooling, Heating or Fan Function

The climate controller has three functions:

Cooling	
Heating	
Fan	

**STEP 1:** Turn the control dial and select the desired function. The climate controller will begin to operate. To increase the output, press the speed selector button; 'I' represents the lower output and 'II' represents the higher output.

**STEP 2:** To switch off the climate controller, hold down the power button.

**Note:** During the cooling period, the climate controller continues to blow air until the heating element has cooled. This is to reduce the chance of build-up on the evaporation pad. For the heating function, the climate controller will enter cool down mode immediately after being switched off. During the cool down period, the heating element is turned off but the climate controller continues to blow air. The climate controller automatically turns off after 30 seconds.

## Specifications

Product code: EH3327VDE

Voltage: 220-240 V ~ 50 Hz

Power: 500 W

GB

If this product does not reach you in an acceptable condition please contact our Customer Services Department at [www.beldray.com](http://www.beldray.com). Please have your delivery note to hand as details from it will be required. If you wish to return this product, please return it to the retailer from where it was purchased with your receipt (subject to their terms and conditions). Go to [www.beldray.com](http://www.beldray.com) and search **EH3327** to access the instruction manual for your product.

FR

Si ce produit ne vous parvient dans un état acceptable, veuillez contacter notre service clientèle à l'adresse [www.beldray.com](http://www.beldray.com). Veuillez vous munir de votre bon de livraison, car vous devrez fournir les détails correspondants. Si vous souhaitez retourner ce produit, veuillez le retourner au revendeur auprès duquel il a été acheté, en présentant votre reçu (sous réserve de ses conditions générales). Accédez à [www.beldray.com](http://www.beldray.com) et recherchez **EH3327** pour accéder au manuel d'utilisation de votre produit.

NL

Als dit product u niet in een acceptabele staat bereikt, neem dan contact op met onze klantenservice via [www.beldray.com](http://www.beldray.com). Zorg dat u de leveringsbon bij de hand hebt, want u hebt de gegevens hierop nodig. Als u dit product wilt retourneren, dient u het terug te brengen naar de winkel waar u het hebt gekocht met uw bon (afhankelijk van de algemene voorwaarden van de winkel). Ga naar [www.beldray.com](http://www.beldray.com) en zoek op **EH3327** voor de gebruiksaanwijzing voor uw product.

DE

Wenn Sie dieses Produkt nicht in einem akzeptablen Zustand erhalten, wenden Sie sich bitte per [www.beldray.com](http://www.beldray.com) an unsere Kundendienstabteilung. Bitte halten Sie Ihren Lieferschein bereit, da die Angaben darauf erforderlich sind. Wenn Sie dieses Produkt zurücksenden möchten, schicken Sie es bitte zusammen mit dem Beleg an den Händler, bei dem es gekauft wurde (vorbehaltlich der Geschäftsbedingungen). Gehen Sie zu [www.beldray.com](http://www.beldray.com) und suchen Sie **EH3327**, um die Bedienungsanleitung für Ihr Produkt aufzurufen.

## ERP Table

Item	Symbol	Value	Unit	Item	Unit
<b>Heat Output</b>				<b>Type of heat input for electric storage local space heaters only (select one).</b>	
Nominal heat output	$P_{nom}$		kW	Manual heat charge control, with integrated thermostat.	
Nominal heat output (indicative)	$P_{min}$		kW	Manual heat charge control with room and/or outdoor temperature feedback.	
Maximum continuous heat output	$P_{max,c}$		kW	Electronic heat charge control with room and/or outdoor temperature feedback.	
<b>Auxiliary electricity consumption</b>				Fan assisted heat output.	
At nominal heat output	$e_{l_{max}}$		kW	<b>Type of heat output/room temperature control (select one).</b>	
At minimum heat output	$e_{l_{min}}$		kW	Single stage heat output an no room temperature control.	
In standby mode	$e_{l_{sb}}$		kW	Two or more manual stages, no room temperature control.	
				With mechanic thermostat room temperature control.	
				With electronic room temperature.	
				Electronic room temperature control plus day timer.	
				Electronic room temperature control plus week timer.	
				<b>Other control options (multiple selections possible).</b>	
				Room temperature control, with presence detection.	
				Room temperature control, with open window detection.	
				With distance control option.	
				With adaptive start control.	
				With working time limitation.	
				With black bulb sensor.	

\*To be eligible for the extended guarantee, go to [www.beldray.com](http://www.beldray.com) and register your product within 30 days of purchase.

The crossed out wheelie bin symbol on this item indicates that this appliance needs to be disposed of in an environmentally friendly way when it becomes of no further use or has worn out. Contact your local authority for details of where to take the item for recycling.



est 1872  
**Beldray**  
**CLIMATE**  
**CUBE**

QUICK START GUIDE

Find us on

[www.facebook.com/Beldray](http://www.facebook.com/Beldray)

Distributed by:  
UP Global Sourcing UK Ltd.,  
Victoria Street, Manchester OL9 0DD.

**MADE IN CHINA.**  
[www.beldray.com](http://www.beldray.com)

\* This product is only suitable for well-insulated spaces or occasional use.

CD031219/MD000000/V1