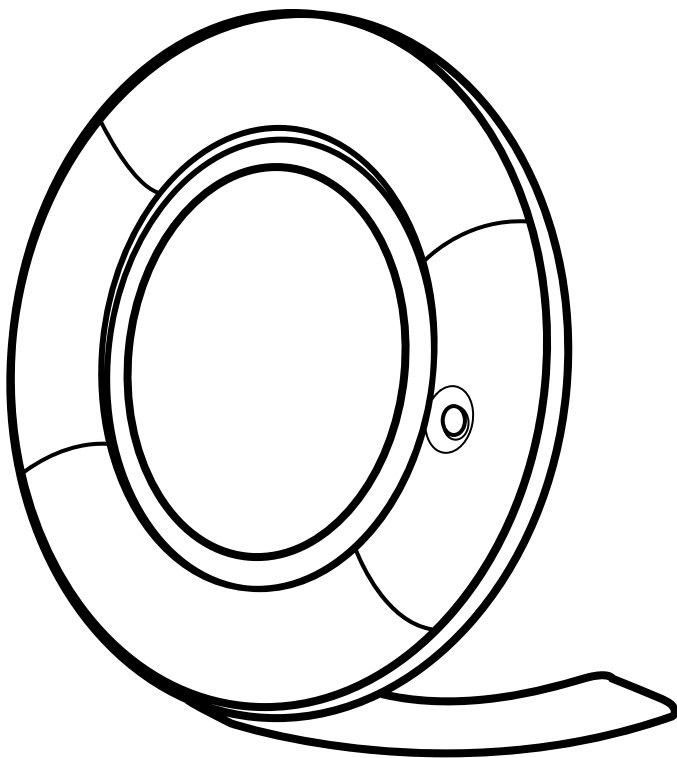




## Double-Sided LED Vanity Mirror

### Instruction Manual



Please read all of the instructions carefully and retain for future reference.

## **Safety Instructions**

When using electrical products, basic safety precautions should always be followed. This product is not intended for use by persons, including children with reduced physical, sensory or mental capabilities, lack of experience or knowledge. A person responsible for their safety should give them supervision and instruction in the use of the product. Children should be supervised at all times to ensure that they do not play with the product.

This product is not a toy.

This product contains no user serviceable parts. Only a qualified electrician should attempt repairs. Improper repairs may place the user at risk of harm.

Keep the product out of reach of children.

Keep the product away from heat or sharp edges that could cause damage.

Keep the product away from heat emitting products.

Keep the product clean and free of dust, lint, hair etc.

Do not immerse the product in water or any other liquid.

Do not operate the product with wet hands.

Do not operate the product if it has been exposed to water, moisture or any other liquid, to prevent against electric shock, explosion and/or injury to yourself and damage to the product.

Do not use the product outdoors.

Do not store the product in direct sunlight or in high humidity conditions.

Do not move the product whilst it is in use.

Do not operate the product after a malfunction or if it has been dropped or damaged in any way.

Do not use the product for anything other than its intended use.

This product is intended for domestic use only. It should not be used for commercial purposes.

## **Battery Safety**

Ensure that the battery compartment is secure.

Only batteries of the same or equivalent type as those recommended should be used with this product.

Only use those batteries recommended.

Batteries are to be inserted with the correct polarity and should not be exposed to excessive heat sources such as fire and direct sunlight.

Replace a full set of batteries at any one time.

Remove any batteries from the product when it is not being used for a long period of time to avoid leakage.

Exhausted batteries should be removed from the product to avoid leakage.

In the event of the battery leaking, do not allow any liquid to come into contact with the skin or eyes. If contact has been made, wash the affected area with copious amounts of water and seek medical advice.

Keep batteries out of reach of children.

Non-rechargeable batteries should not be recharged.

Rechargeable batteries must be removed from the product before being charged.

Rechargeable batteries should only be recharged under adult supervision.

The supply terminals are not to be short-circuited.

Exhausted batteries must be removed and disposed of safely.

Do not dispose of batteries in a fire.

Do not crush, puncture, dismantle or otherwise damage the batteries.

Do not mix alkaline, standard (carbon zinc) and rechargeable batteries (nickel hydride).

Do not mix old and new batteries.

Do not expose batteries to heat or fire as they may explode.

Do not subject the battery (batteries) to mechanical shock.

Do not dispose of batteries in your household waste.

To dispose of the batteries, take them to your local recycling station. Contact your local government offices for details.

This product requires 3 × AAA batteries (not included).

## Getting Started

Remove the product from the box.

Remove any packaging from the product.

Place the packaging inside the box and either store or dispose of safely.

## In the Box

Double-Sided LED Vanity Mirror

Instruction manual

## Features

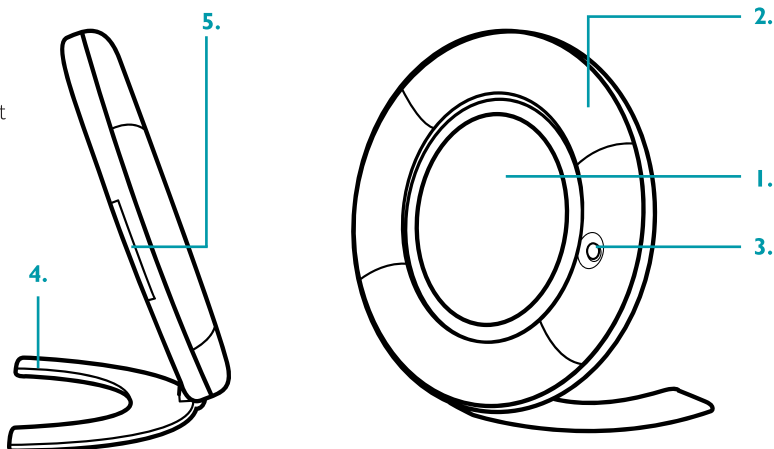
Battery-operated, illuminating vanity mirror

Normal plus 3X magnification for regular viewing or a detailed close-up

Requires 3 × AAA batteries (not included)

## Description of Parts

1. Mirror
2. LED panels
3. LED On/Off Switch
4. Stand
5. Battery Compartment



## Battery Installation

To replace or install the batteries, remove the battery cover from the back of the Double-Sided LED Vanity Mirror. Carefully remove the exhausted batteries (if necessary) and dispose of safely. Insert the new batteries (3 × AAA not included) according to the polarity indicated in the battery compartment. Replace the battery cover on the back of the Double-Sided LED Vanity Mirror.

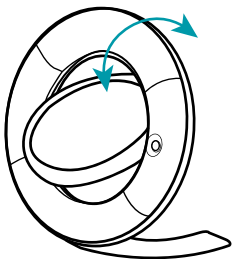
## Instructions for Use

To turn on the LED panels, press the LED On/Off button. Push the LED On/Off button once more to turn off the LED panels. Fold out the stand to secure the Double-Sided LED Vanity Mirror into position when it is placed onto a flat, stable surface.

**Note:** The mirror can be rotated 360 ° by carefully flipping it.

## Care and Maintenance

Rotates 360 °



Wipe the Double-Sided LED Vanity Mirror with a soft, damp, lint-free cloth and allow to dry thoroughly. Do not immerse the Double-Sided LED Vanity Mirror in water or any other liquid. Do not expose the Double-Sided LED Vanity Mirror to liquid, moisture or humidity to avoid the product's internal circuit being affected. Do not use any abrasive cleaning solvents to clean the Double-Sided LED Vanity Mirror, as this can cause damage. Do not expose the Double-Sided LED Vanity Mirror to sharp objects, which may cause damage. Do not expose the Double-Sided LED Vanity Mirror to extremely high or low temperatures as this will shorten the life of electronic devices, destroy the battery or distort certain plastic parts. Do not drop the Double-Sided LED Vanity Mirror, as the internal circuit may become damaged. Do not attempt to disassemble the Double-Sided LED Vanity Mirror, as this may cause damage to the product. Do not dispose of the Double-Sided LED Vanity Mirror in a fire as it will result in an explosion.

## Specifications

Product code: LA036094

Battery: 3 × AAA (not included)

[www.beldray.com](http://www.beldray.com)

Made in China.

Distributed by: UP Global Sourcing, Victoria Street, Manchester, OL9 0DD, UK.  
+44 (0)333 577 9820 | [customersupport@beldray.co.uk](mailto:customersupport@beldray.co.uk)

©Beldray Trademark. All rights reserved. Product Code: LA036094

